



QUICK REFERENCE GUIDE:

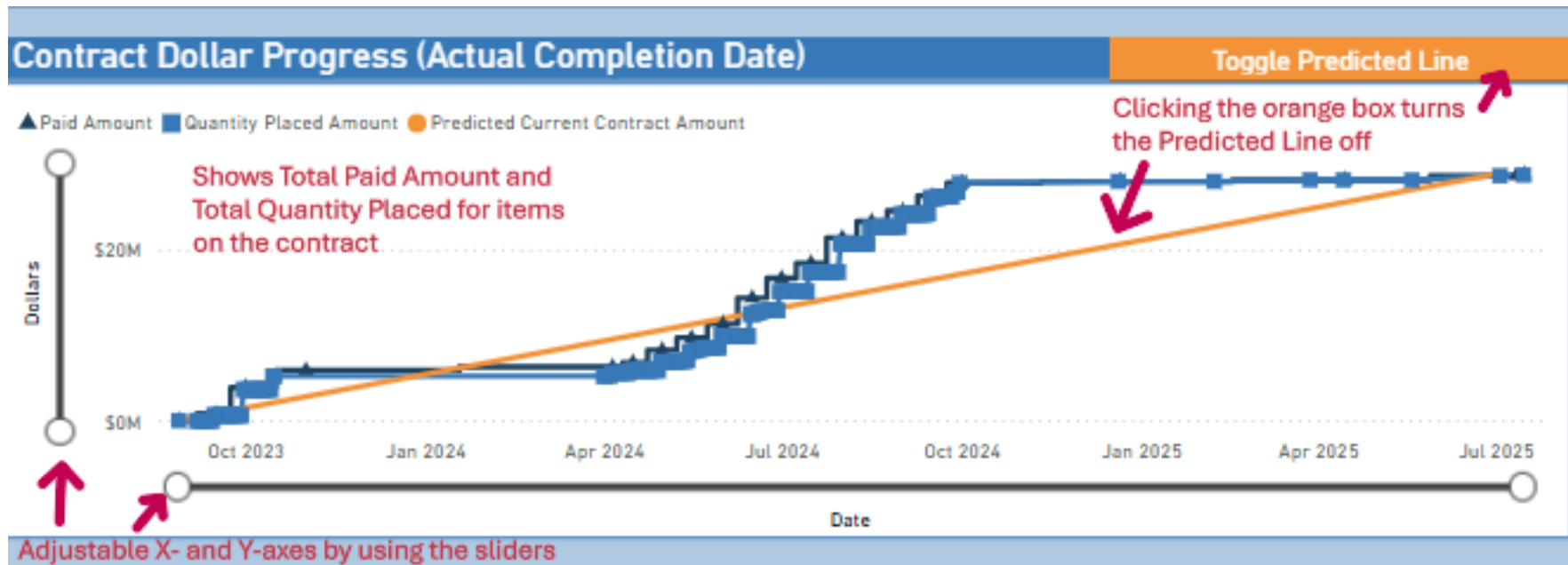
PowerBI Dashboards

Contract Summary Dashboard:

The screenshots below detail the various data in the Contract Summary Dashboard. This dashboard shows information for a single contract. Information is detailed in Red.

Navigation:

Contract Administration > Contract Row Action Menu > Dashboards



If you need further assistance, please contact your Module Admin
Updated May 2026



QUICK REFERENCE GUIDE:

PowerBI Dashboards

Contract Summary Dashboard

Contract Items			Checkboxes apply filters			Dropdown allows you to filter by Item ID	
Project ID	Category	Line Number	Item ID	Item Description	Unit	Current Quantity	Item Group: All
NFHWHY00278	00BB	10	201.0009.0000	Clearing and Grubbing	LS	1.00	
NFHWHY00278	00BB	100	205.0006.0000	Structural Fill	CY	1,275.00	
NFHWHY00278	00BB	110	301.0003.00E1	Aggregate Surface Course, Grading E-1	TON	0.00	
NFHWHY00278	00BB	120	304.0001.000F	Subbase, Grading F	TON	27,496.00	
NFHWHY00278	00BB	130	306.0002.5228	Asphalt Binder, Grade PG 52-28	TON	234.00	
NFHWHY00278	00BB	140	306.2010.0000	ATB, NR	TON	5,200.00	
NFHWHY00278	00BB	150	401.0001.002B	UMA Type II Class B	TON	5,400.00	

Item amount reported on DWRs		Item amount reported on Payment Estimates		Item amount reported on Change Orders		
Current Extended Amount	Total Posted Quantity	% Quantity Placed	Total Paid Quantity	% Quantity Paid	Total Qty Change	% Qty Change
\$900,000.00	1.00	100.00%	1.00	100.00%	0.00	0.00%
\$89,250.00	1,216.00	95.37%	1,216.00	95.37%	0.00	0.00%
\$0.00	0.00	0.00%	0.00	0.00%	-300.00	-100.00%
\$549,920.00	26,843.86	97.63%	26,843.86	97.63%	396.00	1.46%
\$257,400.00	243.85	104.21%	243.85	104.21%	0.00	0.00%
\$286,000.00	5,141.76	98.88%	5,141.76	98.88%	0.00	0.00%
\$324,000.00	5,272.20	97.45%	5,272.20	97.45%	0.00	0.00%

If you need further assistance, please contact your Module Admin
Updated May 2026



QUICK REFERENCE GUIDE:

PowerBI Dashboards

Contract Summary Dashboard

Funding Information							
\$126,404.12 Remaining Work			\$126,404.12 Remaining and Potential Work			Potential work includes work added via Change Order	
Fund Package	Priority	Fund ID	Capped Limit	Funds Remaining	Remaining Work	Remaining and Potential Work	
04-4R - Reconstruction - No Added Capacity (INFHWY00278)	1	04-4R			\$244,349.91	\$244,349.91	
04-4R - Reconstruction - No Added Capacity (INFHWY00278)	1	04-4R - SOA			\$24,255.03	\$24,255.03	
11 - Bridge Replacement - No Added Capacity (INFHWY00278)	1	11			-\$62,160.26	-\$62,160.26	
11 - Bridge Replacement - No Added Capacity (INFHWY00278)	1	11 - SOA			-\$6,170.24	-\$6,170.24	
17 - Construction Engineering	1	17			\$5,574.18	\$5,574.18	

Subcontracts Quick link to corresponding Subcontract Summary page (Item Qty * Unit Price) for items added under a subcontractor via approved DWR							
Tier	Subcontract Number	Subcontractor	Parent Subcontract Number	Parent Subcontractor	Subcontract Total from Self Cert	Paid Subbed	% Paid
1	009	ADVANCED BLASTING SERVICES LLC			\$251,720.00	\$0.00	0.00%
1	004	BOND BROTHERS LLC			\$60,000.00	\$0.00	0.00%
1	007	EMULSION PRODUCTS COMPANY			\$8,800.00	\$0.00	0.00%
1	005	MCKENNA BROS PAVING INC			\$735,000.00	\$0.00	0.00%
1	006	NORTHWEST BARRIERS LLC			\$377,090.20	\$0.00	0.00%
1	016	Norton Truck Lines			\$10,000.00	\$0.00	0.00%
1	002	PFK Enterprises Inc			\$73,447.00	\$0.00	0.00%
1	001	PREMIER CONSTRUCTION SURVEYS LLC			\$132,500.00	\$0.00	0.00%
1	008	P-ROCK			\$42,510.00	\$0.00	0.00%
1	015	SPECIALIZED PAVEMENT MARKING LLC			\$12,750.00	\$0.00	0.00%

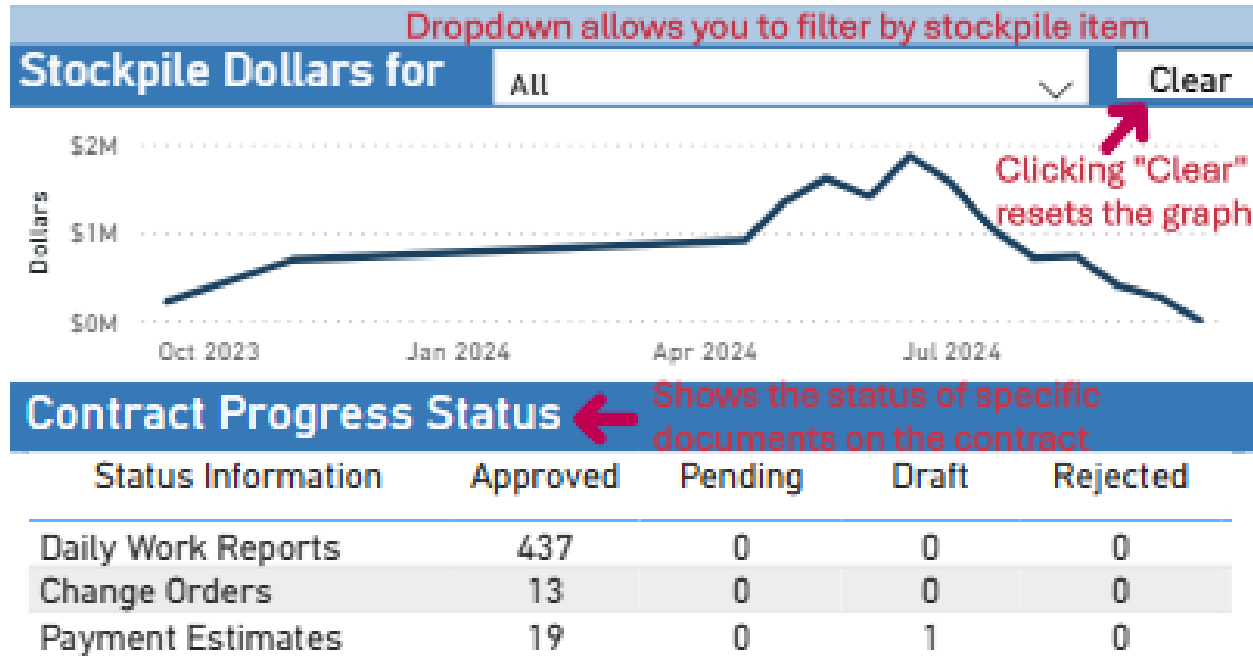
If you need further assistance, please contact your Module Admin
Updated May 2026



QUICK REFERENCE GUIDE:

PowerBI Dashboards

Contract Summary Dashboard



If you need further assistance, please contact your Module Admin
 Updated May 2026



QUICK REFERENCE GUIDE:

PowerBI Dashboards

Change Order Dashboard:

The screenshots below detail the various components on the Change Order Dashboard. This dashboard shows information for one contract. Information is detailed in Red.


Navigation:

Contract Administration > Contract Row Action Menu > Dashboards

Quick links to the Change Order Summary page Role currently required to approve the Change Order Creator of the Change Order

Change Orders							
Num.	Status	Amount	Date	Curr. Apprv. Grp.	Type	Author	Description
0001	Approved		10/16/2023		CMO-NR/SR	Jacob Temple	Substitute Section 106 Buy America Contract Language. Addition of Deadman plan sheet E5A.
0002	Approved	-\$226,180.00	11/21/2023		CMO-NR/SR	Jacob Temple	VECP Proposal & Road Closures.
0003	Approved	\$37,778.88	11/21/2023		CMO-NR/SR	Jacob Temple	Shot Rock for Culvert Foundations
0004	Approved	-\$312,073.45	05/02/2024		CMO-NR/SR	Sean Berg	644 Item Changes
0005	Approved		08/27/2024		CMO-NR/SR	Sean Berg	643 Changes
0006	Approved	\$187,050.00	08/27/2024		CMO-NR/SR	Sean Berg	Subexcavation for Unsuitable Materials
0007	Approved	\$102,558.85	05/20/2025		SPA	Sean Berg	Globe Creek Wildfire Response: Traffic Control assistance
0008	Approved	\$111,519.08	03/17/2025		CMO-NR/SR	Sean Berg	Flood Response

If you need further assistance, please contact your Module Admin
Updated May 2026

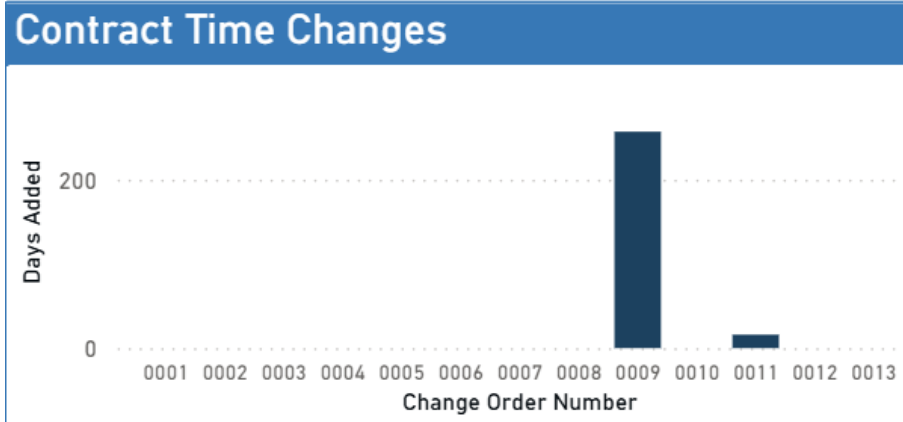


QUICK REFERENCE GUIDE:

PowerBI Dashboards

Change Order Dashboard

Days added to a contract via Change Order



Average time taken to approve change orders per required role for approval



Shows total count of items added/increased/decreased via approved or pending Change Order on a contract

Key Total Information		
Category	Total Num.	Total Amount
Approved New Items	27	\$2,287,898.97
Pending New Items	0	\$0.00
Approved Item Increases	2	\$545,240.00
Pending Item Increases	0	\$0.00
Approved Item Decreases	5	-\$346,779.00
Pending Item Decreases	0	\$0.00

Exclude Admin Items
 Major Items Only

If you need further assistance, please contact your Module Admin

Updated May 2026



QUICK REFERENCE GUIDE:

PowerBI Dashboards

Contract Status Dashboard:

The screenshots below detail the various components on the Contract Status Dashboard. This dashboard shows information for all contracts in AASHTOWare. Information is detailed in Red.

Navigation:

Contract Administration > Contract Administration Component Action Menu > Dashboards

Filters Clear All Filters

Clicking the orange arrows opens the filter panel

Include Contracts in Time Period

Exclude Null Start Times Exclude Null End Times

Start Time **End Time**

10/28/2019 5/13/2026 8/4/2020 6/30/2026

Adjustable filter limits using the sliders

Time Pct. Complete **Final Estimate End Date**

0.00% 22575.00% 8/31/2022 5/4/2026

Has DBE Goal Has SBP Goal

Contract Type

Search

- Alaska Marine Highway Sy...
- Aviation
- Competitive Sealed Bid
- Competitive Sealed Propos...
- Construction Manager - Ge...
- Design Build

Contract Status

Search

- Active
- Closed
- Pending

Primary District

Search

- (Blank)
- Central Region
- Marine Highways
- Northern Region
- Southcoast Region

Primary County

Search

- (Blank)
- Aleutians East
- Aleutians West
- Anchorage
- Bethel
- Copper River Census Area

Contract Work Type

Search


- (Blank)
- Modernize
- N/A
- Preserve

Supervisor Name

Search

- (Blank)
- Ashley Devore
- Brian Herning
- Brian Schumacher
- Caroline Maniaci
- Charles Bohart

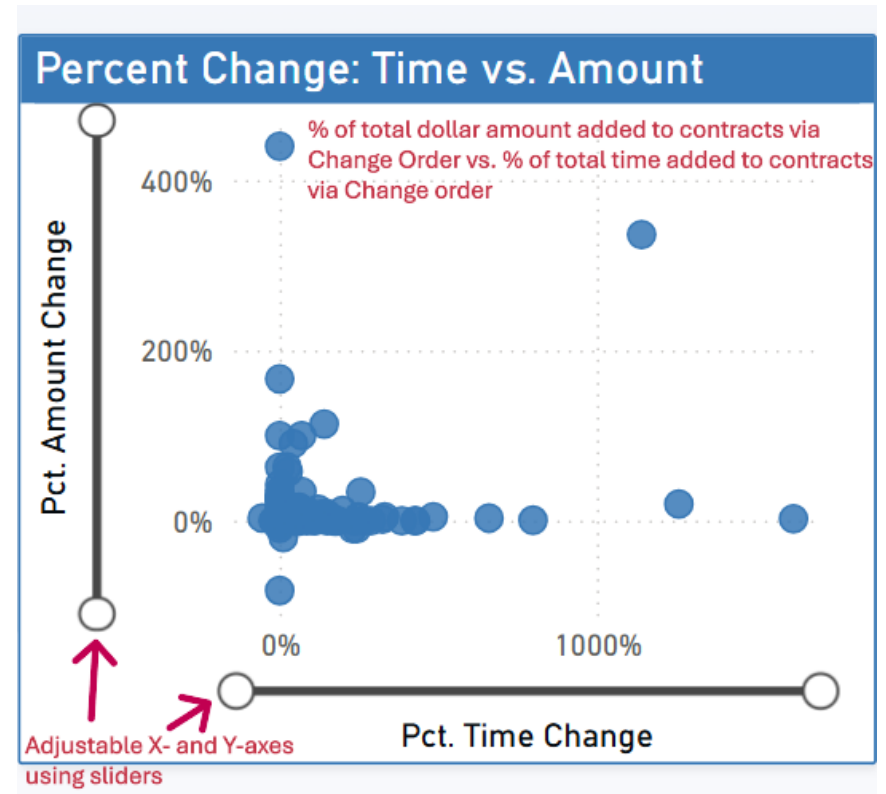
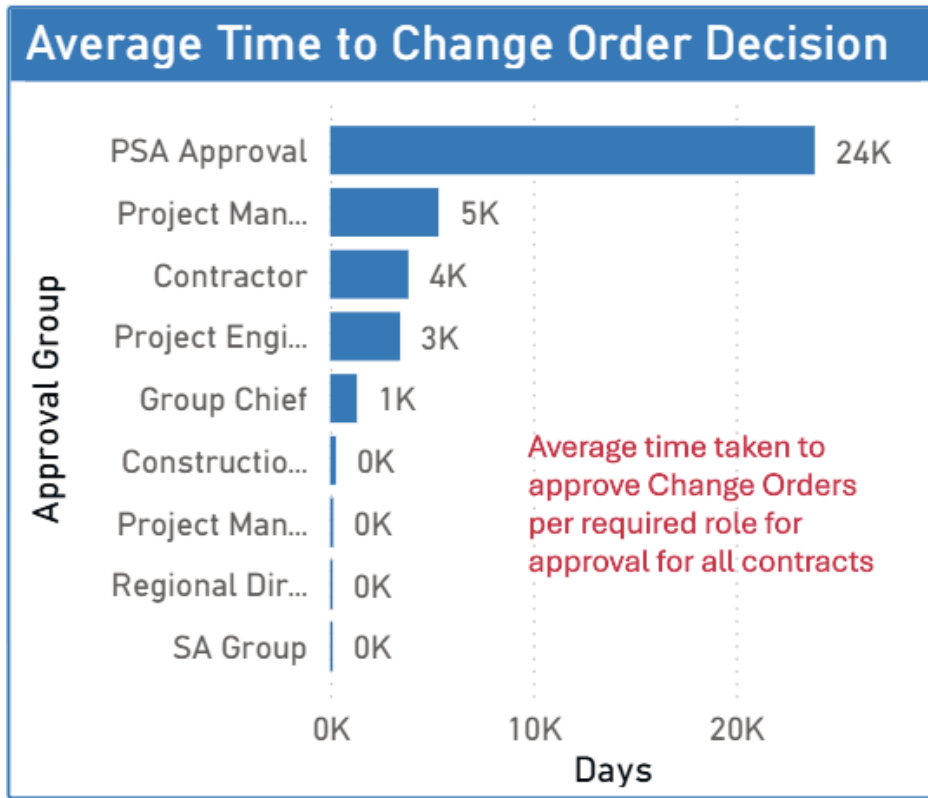
If you need further assistance, please contact your Module Admin
Updated May 2026




QUICK REFERENCE GUIDE:

PowerBI Dashboards

Contract Status Dashboard



If you need further assistance, please contact your Module Admin
Updated May 2026



QUICK REFERENCE GUIDE:

PowerBI Dashboards

Contract Status Dashboard

Contract Information				Clicking the orange buttons will filter what columns you see						
Current Contract Amount including Change Orders				Show Numeric Columns	Show Text Columns	Show All Columns				
Contract ID	Change Order Amount	Current Amount	Total Paid to Date	Original Amount	Change Order Pct. (CO Amt / Orig. Amt)	DBE Commit. Pct.	DBE Goal Pct.	Avg. SBP Goal Pct.	SBP Goal Count	
				Original Contract Amount	SBP = Small Business Program					
180000003-A	\$0.00	\$99,750.00	\$0.00	\$99,750.00	0.00%	0.00%	0.00%	0.00%	0	
19-25-1-042	\$0.00	\$191,677.50	\$0.00	\$191,677.50	0.00%	0.00%	0.00%	0.00%	0	
21-25-1-028	\$0.00	\$623,000.00	\$0.00	\$623,000.00	0.00%	0.00%	0.00%	0.00%	0	
21-25-1-038	\$0.00	\$167,475.00	\$0.00	\$167,475.00	0.00%	0.00%	0.00%	0.00%	0	
21-25-1-039	\$0.00	\$140,650.00	\$0.00	\$140,650.00	0.00%	0.00%	0.00%	0.00%	0	
21-25-1-045	\$0.00	\$200,830.00	\$0.00	\$200,830.00	0.00%	0.00%	0.00%	0.00%	0	
220000358	\$0.00	\$206,816.00	\$0.00	\$206,816.00	0.00%	0.00%	0.00%	0.00%	0	
220002423	\$0.00	\$79,500.00	\$0.00	\$79,500.00	0.00%	0.00%	0.00%	0.00%	0	
220003072	\$0.00	\$98,790.00	\$0.00	\$98,790.00	0.00%	0.00%	0.00%	0.00%	0	
22-25-1-011	\$0.00	\$210,685.00	\$0.00	\$210,685.00	0.00%	0.00%	0.00%	0.00%	0	
22-25-1-014	\$0.00	\$1,104,425.00	\$0.00	\$1,104,425.00	0.00%	0.00%	0.00%	0.00%	0	
22-25-1-021	\$0.00	\$381,958.00	\$0.00	\$381,958.00	0.00%	0.00%	0.00%	0.00%	0	
22-25-1-022	\$0.00	\$383,089.00	\$0.00	\$383,089.00	0.00%	0.00%	0.00%	0.00%	0	
23-25-1-002	\$0.00	\$3,821,399.50	\$0.00	\$3,821,399.50	0.00%	0.00%	0.00%	0.00%	0	

If you need further assistance, please contact your Module Admin
Updated May 2026